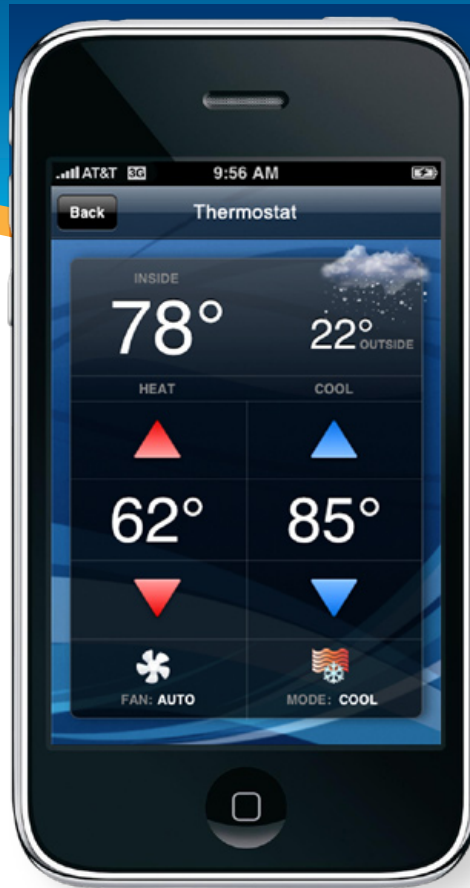


# life|ware®

for iPhone® and iPod touch®



## Anywhere home control at your fingertips

The Life|ware® home automation solution just got even better! Now you can control your Life|ware connected home from anywhere in your home with your iPhone® or iPod touch®.

### Convenience and control

Your iPhone or iPod touch is now a full-featured Life|ware client with full two-way functionality. Use this elegant and inexpensive client to control your music, movies, and television—operate your lighting, thermostats, security, cameras, and more from anywhere in the house. Enact Life|scenes™ such as Welcome Home, Goodbye, or Party Time to adjust your home's lighting, climate, audio, shades, and security systems to preset levels.

Since your iPhone or iPod touch is a full-featured remote control, you can use it to pause and record live TV, select a movie from your VUDU set-top box or DVR, and enjoy your music collection all over the house.

### Cool and cost effective

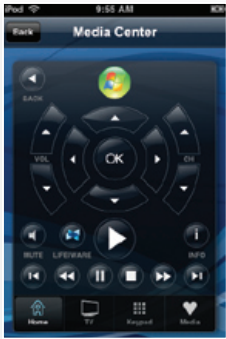
An iPhone or iPod touch is a great alternative to touch panels, ultra mobile PCs, or more expensive home control remotes. Add Life|ware, a Life|ware server, some lights and a connected thermostat, and you're on your way to complete home control.

Make your time quality time. Whether you're chilling out, rocking out, or ordering out, Life|ware for iPhone or iPod touch gives you affordable freedom and flexibility.

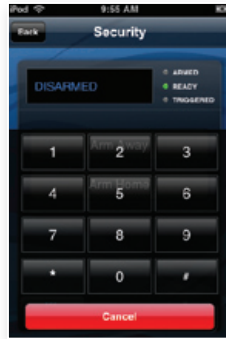
### Features

- Quickly and easily interact with your Life|ware-connected home from anywhere in the house.
- Manage all your connected subsystems—lights, security, shades, HVAC, etc.
- Run Life|scenes.
- Browse music collections by album, artist, song, and playlist while adjusting multi-zone audio settings.
- Control all your A/V gear, including TiVo set-top DVRs, DVD players, receivers, and more.
- View and record content in Media Center and through Media Center extenders.

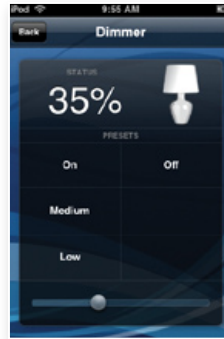
# life|ware®



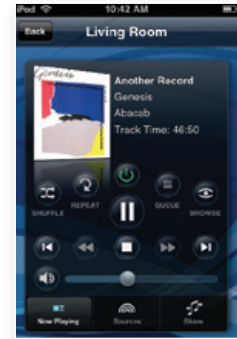
Your iPhone or iPod touch is a fully functional TV remote. Watch or rent your favorite shows or movies. Access satellite or DVR content.



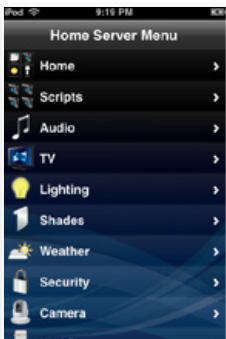
Check the status of your security system at a glance. Use the keypad to arm or disarm the system to let it know you are home.



Turn lights on or off as you come through the door. Or dim the lights to set the perfect mood without leaving the couch.



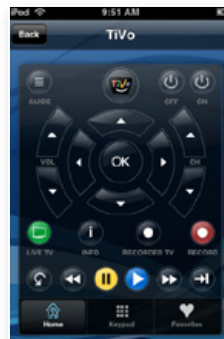
Use your iPhone or iPod touch to find out what's playing now. In the mood for something else? Access your entire collection.




Scroll through your LifeWare menu, control your devices, or check the weather.



Check the six-day weather forecast with LifeWare on your iPhone or iPod touch.



Use your iPhone or iPod touch to access DVR content through TiVo.



Easily access and control Media Center extenders, such as the Xbox 360.

## Free download from iTunes®

Download the LifeWare application from the iTunes App store as you would any other application for your iPhone or iPod touch.

Once the LifeWare app has been downloaded, it will run as a demo. Turn off Demo Mode to activate your LifeWare app.

## System requirements

The LifeWare application for iPhone/iPod touch is free from the iTunes App store, but requires the following:

- LifeWare 2.0.6 or above installed in your home.
- A Control Point License for each iPhone or iPod touch to be associated with the server.
- LifeWare-connected devices for desired subsystems installed on the home network.
- iPhone/iPod touch firmware 2.2.1 or above.

life|ware®